

Trends and Quick Facts

Mining Engineers



Mining Engineers plan and direct the engineering aspects of locating and extracting minerals, petroleum and natural gas from the earth.

Number of Mining Engineers employed in Australia

11,000

Percentage working full-time

93.8%

Average weekly earnings (before tax)

\$2,393

Unemployment rate

Average

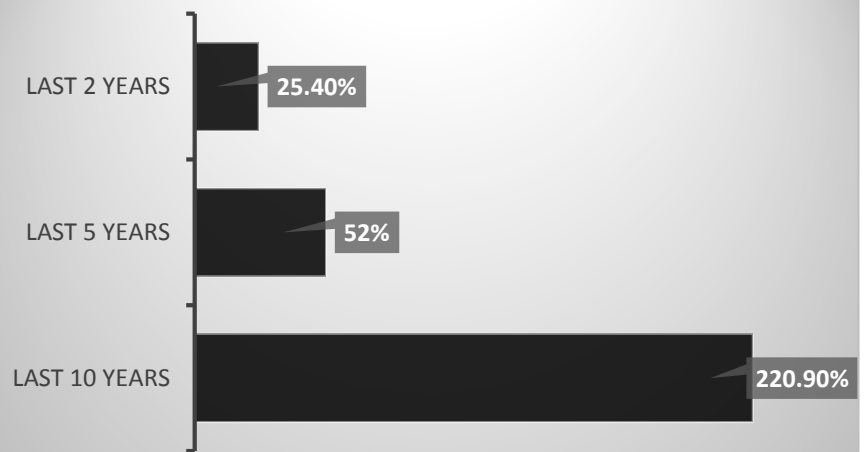
Future employment growth for the next 5 years

Steady

Level of job openings predicted for the next 5 years

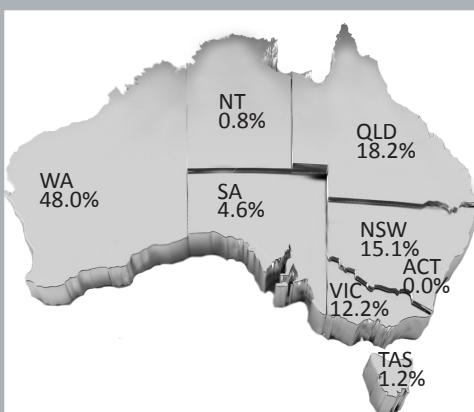
Low

Employment Growth (%)

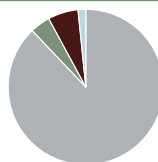


*** 65% of Mining Engineers are employed in the Mining Industry ***

Employment by State



Gender



Males (FT)
87.9%



Males (PT)
4.2%

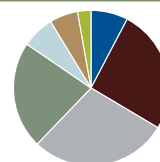


Females (FT)
6.3%



Females (PT)
1.6%

Age



15 - 24
7.7%

25-34
25.9%

35-44
28.7%

45-54
22.4%

55-59
6.8%

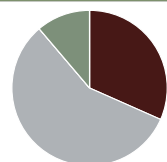
60-64
5.9%

65 and Over
0.0%

Median Age

37

Qualifications



Post Grad / Grad Diploma or Grad Certificate
31.6%



Bachelor Degree
57.1%



Advanced Diploma / Diploma
0.0%



Certificate III/IV
0.0%



Year 12
11.2%



Year 11 & 10
0.0%



Below Year 10
0.0%